

LLX Bass Pedal User Guide

The API Select TranZformer® LLX provides unsurpassed sonic sculpting by incorporating key elements of legendary API preamp & equalizer circuits into a versatile and robust bass effects pedal. Features include a buffered bypass in/out footswitch, variable gain preamp, 3-band tone control with bass-optimized frequency ranges, transformer output, and of course the classic API sound.

SETUP

- Apply power using an external power adapter (sold separately) or an output tap of a pedal board power distribution system.
- Plug a cable from the instrument output into the TranZformer LLX INSTRUMENT INPUT.
- Connect the OUTPUT to an amplifier input or the next pedal in your chain.

USE

- Set GAIN control fully counterclockwise, engage footswitch, set all three tone controls to 12 o'clock.
- Slowly turn GAIN to 12 o'clock and engage the output pad switch if the output signal is too strong.
- Set the MODE switch to the desired mode of operation. CLEAN BOOST mode provides no additional overdrive distortion.
- OVERDRIVE mode adds distortion by overdriving the API preamp stage.
- Adjust GAIN to set input level of the pedal. In CLEAN BOOST mode this control determines the amount of overall boost.
- In OVERDRIVE mode this control determines the amount of signal overdrive.
- Set the three tone controls to EQ the output signal. The tone control is inserted after the overdrive circuit which allows you "sculpt" the frequency characteristics of any added distortion.
- Adjust the HF Peak/Shelf switch for the desired performance.

SIGNAL FLOW (from right to left):

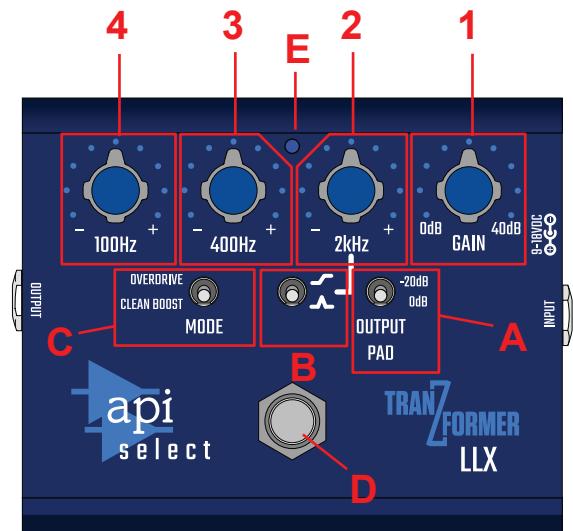
Input > Gain > Clean Boost/Overdrive > Tone Controls > Transformer Output

AUDIO CONTROLS

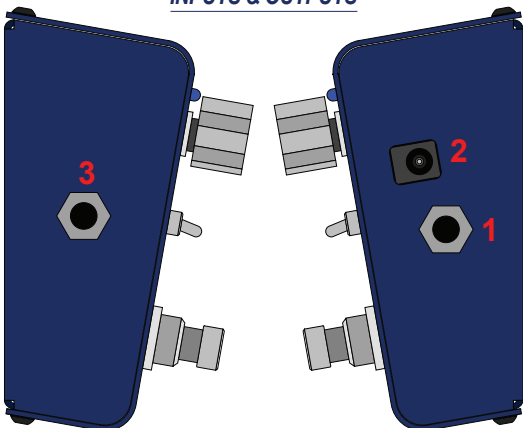
- GAIN:** Variable gain preamp control; 0dB to +40dB; More gain creates more boost/overdrive
- HF Tone Control:** Boost/Cut control for 2kHz frequency band (+/-15dB MAX, peak/shelf style)
- MF Tone Control:** Boost/Cut control for 400Hz frequency band (+/-15dB MAX, peaking style)
- LF Tone Control:** Boost/Cut control for 100Hz frequency band (+/-15dB MAX, peaking style)

SWITCHES

- A. OUTPUT PAD:** Inserts a 20dB output pad. Useful if going into a bass amp input.
- B. HF Peak/Shelf Switch:** Set the high-frequency band to either peaking or shelving mode.
- C. MODE:** Configures the input preamp stage into either an undistorted "CLEAN BOOST" mode or an "OVERDRIVE" mode which overdrives the API 2510 input amplifier. In OVERDRIVE mode, the amount of distortion can be fine-tuned using the GAIN control.
- D. BYPASS:** Buffered bypass footswitch.
- E. Indicator LED** is illuminated when pedal is engaged.

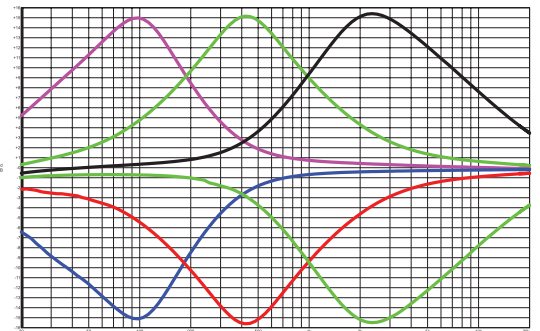


INPUTS & OUTPUTS



CONNECTIONS

- 1. INSTRUMENT INPUT:**
 - ▶ 1/4" HI-Z (1MΩ), unbalanced
- 2. POWER INPUT:**
 - ▶ Uses 9V to 18V DC Negative Center
 - ▶ 2.1mm x 5.5mm barrel connector
 - ▶ Do not use more than 18VDC
- 3. OUTPUT:**
 - ▶ 1/4", unbalanced



Please visit service.apiaudio.com for warranty registration.

TRANZFORMER®
LLX Bass Pedal
www.apiaudio.com