

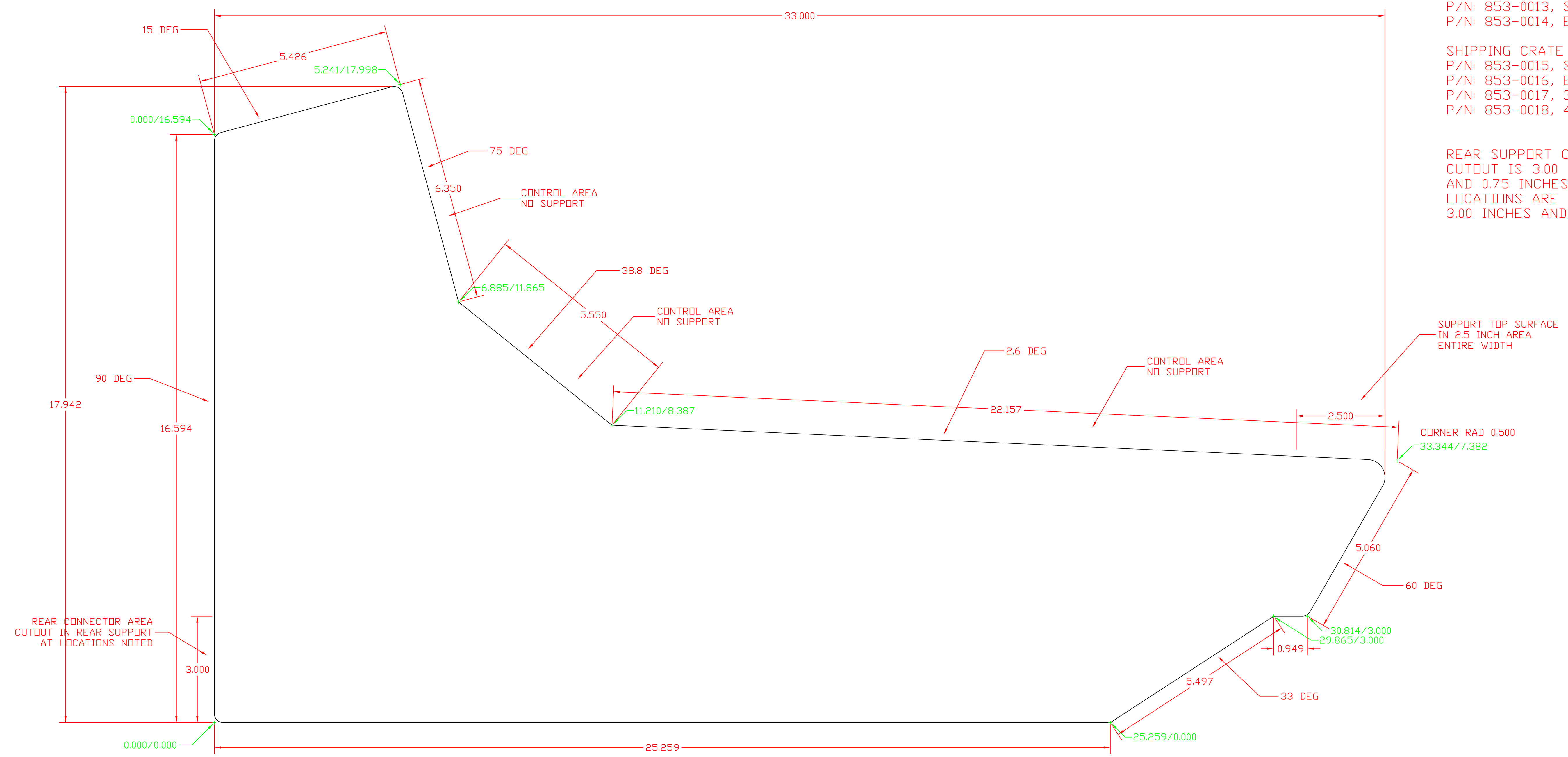
EXCEPT AS MAY BE OTHERWISE PROVIDED BY CONTRACT, THESE DRAWINGS AND SPECIFICATIONS ARE THE PROPERTY OF AUTOMATED PROCESSES, INC. ARE ISSUED IN STRICT CONFIDENCE AND SHALL NOT BE REPRODUCED OR COPIED OR USED AS THE BASIS FOR THE MANUFACTURE OR SALE OF APPARATUS WITHOUT PERMISSION.				
ZONE	REV	DESCRIPTION	DATE	APPD
	A	CHANGED DEPTH OF REAR SUPPORT NO-FLY ZONE	12/14/10	TPH
	A1	CORRECTED WITH DF 32-CH FRAME	6/14/13	TPH

WIDTH & WEIGHT:  
 STANDARD FRAME, 37.625 INCHES, 228 LBS  
 EXPANSION FRAME, 25.625 INCHES, 162 LBS  
 32 CHANNEL FRAME, 62.000 INCHES, 390 LBS

ROAD CASE PART NUMBERS:  
 P/N: 853-0013, STANDARD FRAME  
 P/N: 853-0014, EXPANSION FRAME

SHIPPING CRATE PART NUMBERS:  
 P/N: 853-0015, STANDARD FRAME  
 P/N: 853-0016, EXPANSION FRAME  
 P/N: 853-0017, 32 CHANNEL FRAME  
 P/N: 853-0018, 48 CHANNEL FRAME

REAR SUPPORT CUTOUT, 2 LOCATIONS:  
 CUTOUT IS 3.00 INCHES WIDE, 3.00 INCHES TALL,  
 AND 0.75 INCHES DEEP  
 LOCATIONS ARE CENTERED FROM THE LEFT END AT  
 3.00 INCHES AND 10.50 INCHES

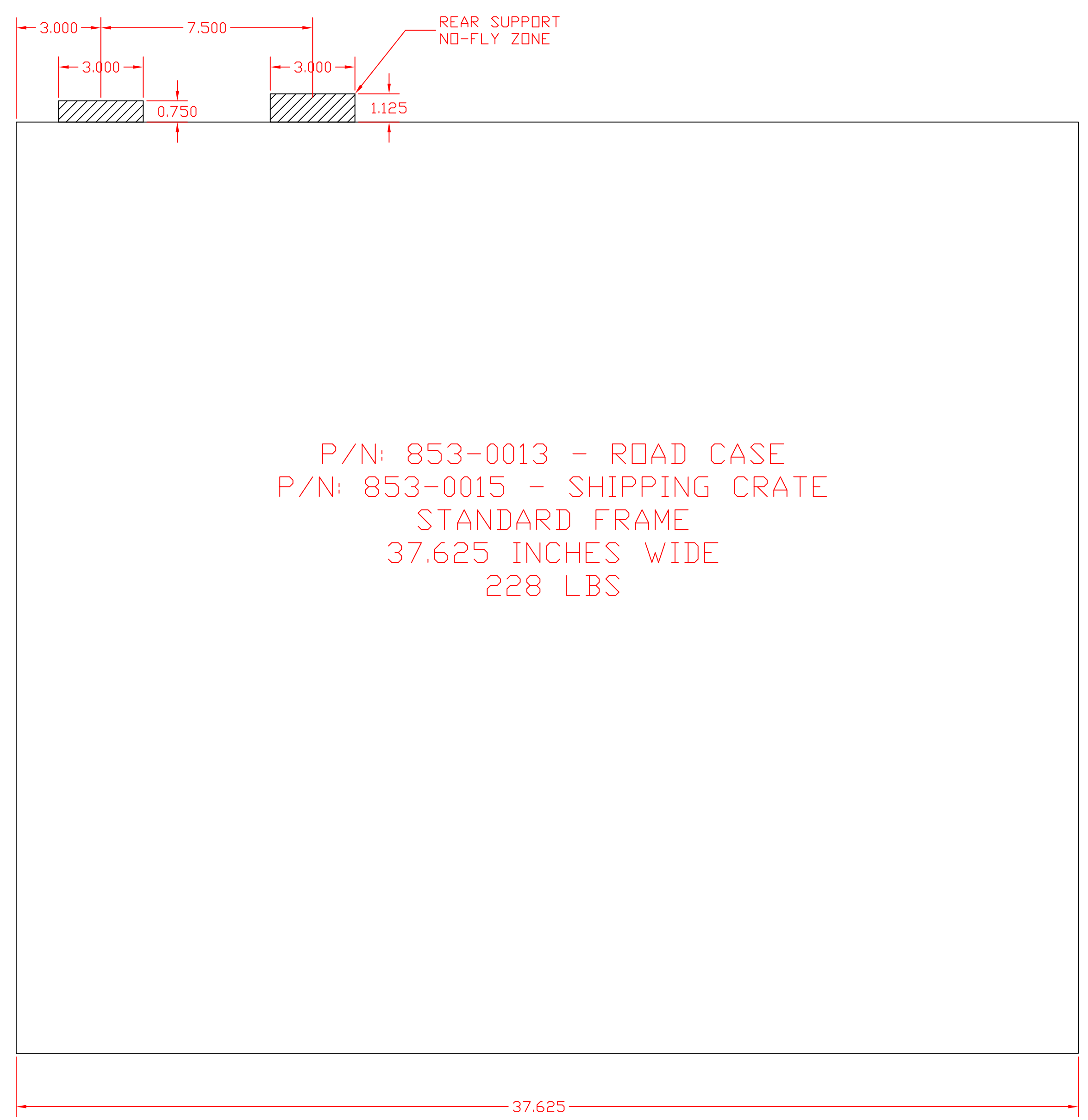


LEFT SIDE VIEW

TOLERANCES UNLESS OTHERWISE NOTED		DRAWN TPH DATE 10/24/07		AUTOMATED PROCESSES, INC. 8301 PATUXENT RANGE ROAD, JESSUP, MD 20794 301 776 7879	
FRACTIONS: +/-		CHECK JOB DATE 10/24/07		TITLE	
XX = +/-		APPVD JOB DATE 10/24/07		1 G08 CASE & CRATE INFO	
XXX = +/- .005		MATERIAL		SIZE DWG NO.	
ANGLES = +/- 0.1		FINISH		REV SHEET	
APPLICATION		SCALE 1:1		F 11-853-0013-18 A1 1 of 3	
FIRST RELEASE					

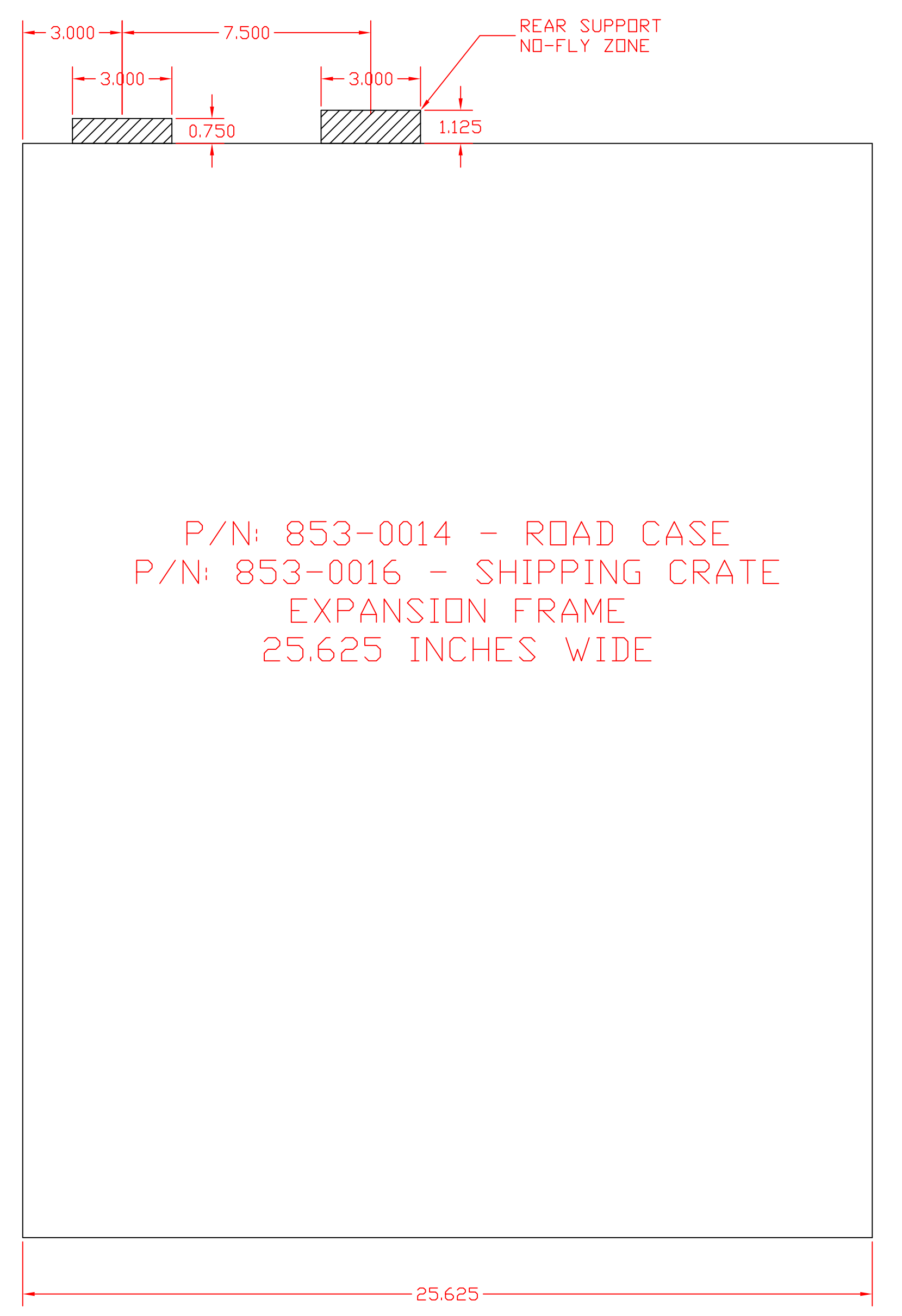
EXCEPT AS MAY BE OTHERWISE PROVIDED BY CONTRACT, THESE DRAWINGS AND SPECIFICATIONS ARE THE PROPERTY OF AUTOMATED PROCESSES, INC. AND SHALL NOT BE REPRODUCED OR COPIED OR USED AS THE BASIS FOR THE MANUFACTURE OR SALE OF APPARATUS WITHOUT PERMISSION.

ZONE	REV	DESCRIPTION	DATE	APPD
	A	CHANGED DEPTH OF REAR SUPPORT NO-FLY ZONE	12/14/10	TPH



P/N: 853-0013 - ROAD CASE  
P/N: 853-0015 - SHIPPING CRATE  
STANDARD FRAME  
37.625 INCHES WIDE  
228 LBS

TOP VIEW

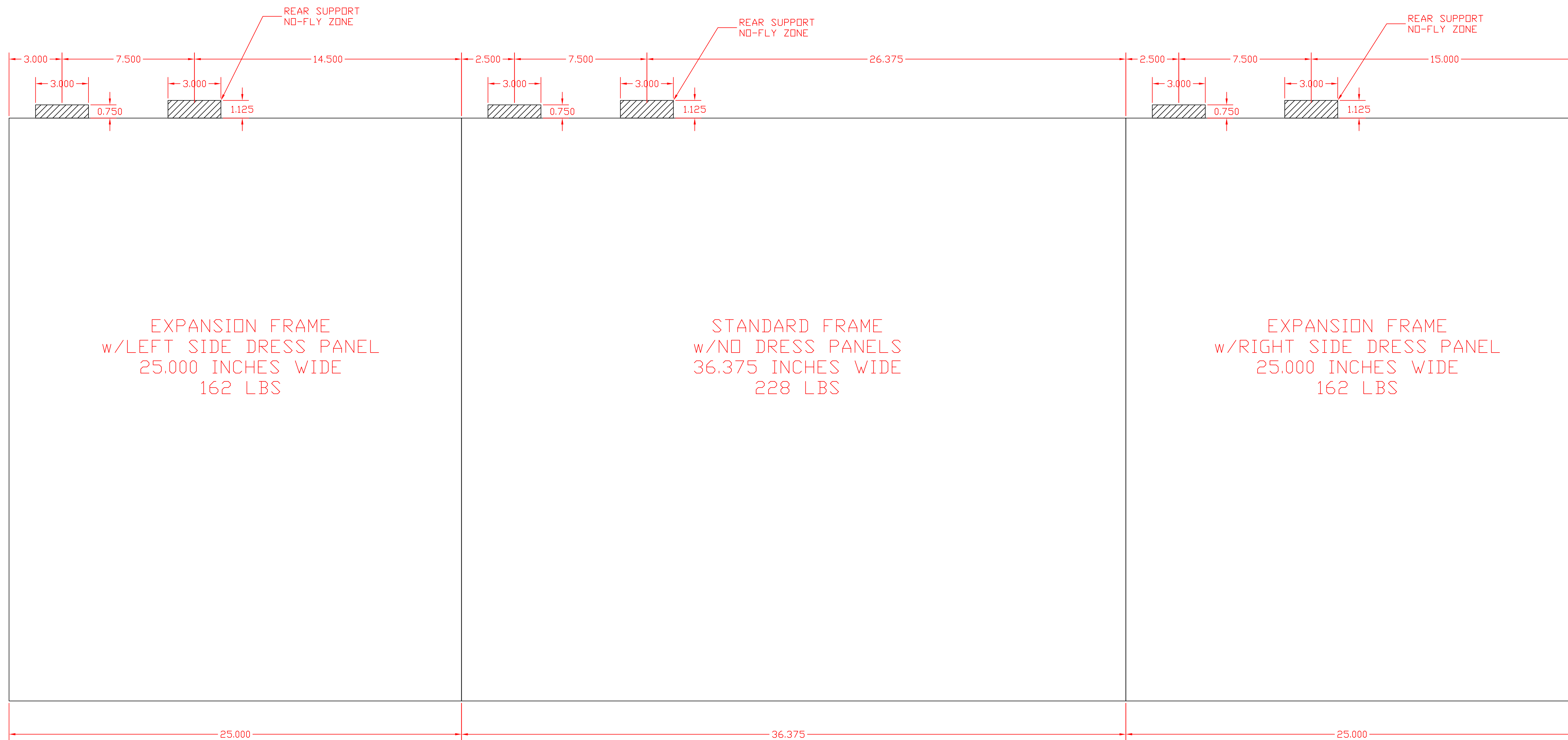


P/N: 853-0014 - ROAD CASE  
P/N: 853-0016 - SHIPPING CRATE  
EXPANSION FRAME  
25.625 INCHES WIDE

TOP VIEW

TOLERANCES UNLESS OTHERWISE NOTED				DRAWN TYPH	DATE 10/24/07	<b>AUTOMATED PROCESSES, INC.</b> 8301 PATUXENT RANGE ROAD, JESSUP, MD 20794 301 776 7879
FRACTIONS: +/-				CHECK JB	DATE 10/24/07	
XX = +/-				APPVD JB	DATE 10/24/07	
XXX = +/-				MATERIAL		
NEXT ASSY	JOB NO.	MODEL NO.	QTY REQ'D	FINISH		TITLE
APPLICATION				SCALE		1 608 CASE & CRATE INFO
FIRST RELEASE				SEE SEPARATE PARTS LIST		SIZE DWG NO.
						F 11-853-0013-18
						REV A
						SHEET 2 OF 3

EXCEPT AS MAY BE OTHERWISE PROVIDED BY CONTRACT, THESE DRAWINGS AND SPECIFICATIONS ARE THE PROPERTY OF AUTOMATED PROCESSES, INC. AND ISSUED IN STRICT CONFIDENCE AND SHALL NOT BE REPRODUCED OR COPIED OR USED AS THE BASIS FOR THE MANUFACTURE OR SALE OF APPARATUS WITHOUT PERMISSION.				
ZONE	REV	DESCRIPTION	DATE	APP'D
	A	CHANGED DEPTH OF REAR SUPPORT NO-FLY ZONE	12/14/10	TPH



48-CHANNEL FRAME TOP VIEW

TOLERANCES UNLESS OTHERWISE NOTED		DRAWN TPH DATE 10/24/07		<b>AUTOMATED PROCESSES, INC.</b> 8301 PATUXENT RANGE ROAD, JESSUP, MD 20794 301 776 7879
FRACTIONS: +/-		CHECK JB DATE 10/24/07		
.XX = +/-		APP'VD JB DATE 10/24/07		
.XXX = +/-		MATERIAL		
NEXT ASSY	JOB NO.	MODEL NO.	QTY REQ'D	ANGLES = +/-
APPLICATION				FINISH
SCALE				<input type="checkbox"/> SEE SEPARATE PARTS LIST
FIRST RELEASE		TITLE		SIZE DWG NO. REV SHEET F 11-853-0013-18 A 3 OF 3

